



# Plumeria Potpourri

The Plumeria Society of America, Inc.

July 2010

The next meeting of The Plumeria Society of America will be held on **Tuesday, July 13, 2010, 7:30 p.m.** at the Houston Garden Center in Hermann Park, 1500 Hermann Drive, Houston.

Anyone with an interest in plumerias is invited to attend.

## Plumeria au Naturel

*Come and enjoy a slide show of plumeria trees growing in the landscapes of Hawaii, Mexico, Thailand, the Caribbean, and South Florida.*



*Carol and Luc Vannoorbeeck*

Luc was born and raised in Belgium. He came to the U.S. with an engineering degree in Tropical Agriculture. He earned a M.S. degree from the University of Arizona. After several years spent in pesticide research, he left the corporate world and started Florida Colors Nursery, growing the famous hybrid hibiscus.

In 1992, Hurricane Andrew destroyed the Florida Colors Nursery property and modified Luc's life. He turned to growing plumerias received from the stock of Dr. Richard Criley in Hawaii.

Carol and Luc developed new growing and propagation techniques after visiting several large plumeria growers in Thailand.

Their recent adventures took them to the Caribbean, the birthplace of their favorite trees.

## In this Issue

President's Corner	p 2	Naples Botanical Garden—Update	p 5
2011 Int'l Plumeria Conference	p 3	Saigon Moon's Many Faces	p 8
More Generosity from Bud Guillot	p 4	Harvesting Large Cuttings	p 9



### President's Corner

Spring has rapidly given way to summer, and the plumeria world where I am sitting has gone into overdrive. Rapidly developing “inflos” turn into blooms very quickly. Their growth is really quite amazing. We don't grow them for the foliage, do we?

Now is the time to take all those beautiful images in digital format. We have an idea for some of those images, so hold on to them. The next issue will tell you how those photos could turn into plants delivered to you on our dime.

The Clear Lake Show & Sale was a great success this year because of the popularity of our favorite tree, and the work of our growers and volunteers. One would not have known we were in an economic downturn if attending that event. That's a good thing since these sales are the main source of funding our operations.

The upcoming July 31<sup>st</sup> sale in Katy, Texas, just west of Houston, looks also to be a spectacular event. Never have so many plumerias found new homes in such a short period of time.

You may want to arrange to carpool to the yard tour at Tex and Kay Norwood's home scheduled for July 17<sup>th</sup> as they live about two hours east of Houston. With their large number of trees and numerous seedlings to look at, it will be well worth the trip.

by *Mark Wright, Texas*  
*email: [wright5447@sbcglobal.net](mailto:wright5447@sbcglobal.net)*

Summer in Houston is a great time to enjoy the rewards of your hard work during the rest of the year. This is great, because it is too hot to work hard outdoors for very long. That must be why we have such a huge appetite for ice! If it's summer where you are, enjoy it. It won't last forever.

### Yard Tour

Ted and Kay Norwood are holding a yard tour on Saturday, July 17<sup>th</sup>—all day long. Everyone is invited. There will be door prizes, snow cones, and lots of plumerias to look at.

34077 US Hwy 96 S  
Buna, Texas

*Kay and I wish you would come!*

### 2011 International Plumeria Conference

I have been asked a number of times why there hasn't been another PSA conference since the one held in Texas in 2006. I would love to be able to plan a trip to somewhere else to attend another conference, but for a number of reasons, that just hasn't happened. With that in mind, we've decided to bite the bullet and have a second one. The reasoning behind this is quite simple—events such as this take countless hours of planning and leg work. To have the venue in another location would necessitate hiring an event planner which would make the cost prohibitive to most of us.

Like last time, our PSA Show & Sale on June 11, 2011 would be the starting day of the conference. Held in Clear Lake (Seabrook, Texas), this sale is just up the road from Galveston and Moody Gardens where the first conference was held and where we would like to schedule the second one. All attendees would be welcome to attend the sale, and the first event would be the reception held that evening at Moody Gardens Hotel, Spa and Convention Center.

Dr. Richard Criley has suggested several possible speakers. This conference would be similar to the one held in 2006, with newer, up-to-date information.

All events would be available in a package for just under \$300.00, or specific days for a prorated charge. Rooms at Moody Gardens will be available for approximately \$169.00 plus taxes per night (depending on total number of people). Also, a Moody Gardens Attractions Package which provides unlimited admission to all the attractions can be purchased for \$42.00 per person.

Our ability to reserve a block of rooms and commit to arrangements for speakers depends on how many people would be interested in attending. We realize the recent economic conditions will play a factor in a member's ability to commit, but a possible tally of those planning to attend is necessary before signing a binding contract. If you are interested in attending, please contact me or Eulas Stafford by **November**. Planning and presenting the conference will depend on estimated participation.

**Mark Wright**

wright5447@att.net

281-438-3653

**Eulas Stafford**

estafford01@att.net

713-946-9175

### More Generosity from Bud Guillot

by *Emerson Willis, Texas*

It's no secret that Nancy and I visit Bud and Vi in Huntington Beach, California every spring. It's also no secret we carry cuttings home in our motor home.

This year, Bud also sent two special people huge limbs for their collections: A potted My Valentine for John Carroll and a club of a California Sally cutting for Tex Norwood.



*John Carroll*



*Emerson Willis (l) and Ted Norwood (r)*

Transporting these beauties was effortless. The problem was my having to let go of them. I had a fleeting thought of telling them Bud had sent a pecan limb, and a recently frozen Key West Lime tree, but I was afraid they would know where those cuttings were taken.

### PSA Plant Sale July 31, 2010

The next plant sale of the year is at the Merrell Center on July 31<sup>st</sup>. Please note the key dates summarized below. Following the practice we established last year, the growers' meetings will be held after the general meeting in order to allow time for people to arrive.

#### **German Collazos**

713-896-5500 x2539

*email: german.collazos@tic.toshiba.com*

#### **Merrell Center, Katy, Texas**

- |         |   |
|---------|---|
| June 29 | Commitment to sell on July 31 <sup>st</sup>                       |
| July 13 | Sellers' meeting ( <b>after the general meeting</b> )             |
| July 21 | Submit list of plumerias to be sold at July 31 <sup>st</sup> sale |
| July 31 | Sale in Katy, Texas   |

With your help, this is going to continue to be a great year for sales!

### Naples Botanical Garden—Update

by *Hetty Ford, Florida*

In the spring of 2008, word went around the plumeria community that Bette Gips, the daughter of Elizabeth Thornton, would be selling the entire collection of plumeria the family had been looking after since Elizabeth's death, the year previous. My immediate reaction was—that collection needs to stay together. But I had neither the space nor the funds to go and get a whole bunch of trees from Texas!

Coincidentally, that week at the Naples Botanical Garden—where I had been volunteering for a few years—I attended my first meeting of the Collections Committee, and I decided to bring up the topic of the plumeria. To my delight, this was met with great enthusiasm, and it was decided that we would try and get those plants! Eventually, after many emails back and forth, Ms. Gips was gracious enough to donate cuttings from all of Elizabeth's plants—and that is when the Naples Botanical Garden Plumeria Collection got started.

That same summer, a local lady by the name of Ann Cox decided to donate her late husband's plumeria trees which she was unable to care for at her place. A wonderful addition to our collection—they were all named varieties, although many had lost tags. But we have already been able to identify such beauties as Mele Pa Bowman, Grove Farm, and Candy Stripe



## Plumeria Potpourri

from her plants, and will no doubt ID more when they bloom.

The greatest impetus came in the spring of 2009 when the PSA decided to organize the donation of every registered plumeria variety to the Naples Botanical Garden, thus ensuring that the entire collection of registered plants would have a permanent home in a virtually ideal climate.

At this time, many plants, large and small, have already come in; a substantial number of those were donated by a local lady, Barb Rowe. After meeting Marlene, Luc, Carol, a few other plumeria aficionados, and me, Barb had gotten a little carried away when the plumeria bug bit her, and in a short time she had acquired many, many wonderful plumerias, which all started growing like crazy in her yard. She soon realized that she would not be able to care for such a collection, and decided that placing them in a location where they would bring enjoyment and knowledge to many was the best solution. There are now a number of registered plants with her name on them, and also

quite a few great Thai varieties which will find a home in the Asian Garden at NBG.

Eulas, Lake, Tex, and Kay paid a visit last summer and brought plants with them from some Houston area collectors; packages arrived in the mail from Bud Guillot and others; Emerson, as well as Luc and Carol, brought a selection of their registered plants; Joey Rosselli sent a whole bevy of Princesses—the collection started to take shape by leaps and bounds! Many smaller plants as well as larger trees have found a great home already on “The Hills.” This is a beautiful location alongside a lake



which at this time is not within the area of the gardens on the most visited route. This will help the plants settle into their new home and put on some growth. (People

## Plumeria Potpourri

can walk this way if they wish.)

What the Naples Botanical Garden, as well as the PSA, would *really* like now is for others to donate plants from their yards, in order that this collection—which is registered with the North American Plant Collections Consortium (NAPCC)—can be as complete as possible.

On the PSA website, you will find a list of the plumerias we are still looking for. A pledge form is included with this newsletter. The donor will have their name displayed on a plaque with the plant!

So surely your Miracle Pink, Heidi, or Duke can spare a branch? Go take a look now, and become a part of this great legacy.

NBG is happy to accept plants or cuttings.




Naples  
Botanical  
Garden

<http://www.naplesgarden.org>



### Saigon Moon's Many Faces

by *Bud Guillot, Southern California*



Hetty Ford recently posted a beautiful picture of Saigon Moon growing in Florida with the following note: "This plumeria has many faces, but it must have looked like this when someone named it Saigon Moon." Yes, Hetty, I did see the luminous glow of the moon when I named and registered it as Saigon Moon, but at the time, I could not imagine how many different faces it would have depending on the temperature, humidity, and where it was growing.

This chameleon plumeria caused many problems in its early days when I was distributing it and trying to get it established in different parts of the country. I would always include a picture of the blossom taken in my yard. A year later when Saigon Moon started to bloom in other areas, I would get complaints that I had made a mistake and sent a different plant than I had promised, because their blossoms were not like the picture I had sent. But, no one wanted to return their plants. They all boasted that their blossoms were prettier and more colorful than the pictures I had sent.

Saigon Moon not only has many faces in its blossoms, but its growth structure is just as varied. The mother plant was a near perfect dome shape sitting right on a large cement slab. The owner, a Vietnamese man (who gave me permission to name and register it as Saigon Moon) had cut a 12"x12" hole in a cement slab and planted the plumeria there. The lower branches forming the dome were resting on the cement and the branches forming the dome were so thick a cat could not crawl through it. The dome of branches were about 15' in diameter and 4.5' high.

I visited the owner and his wife many times and traded/gave plumerias and orchids with them. Sad news—about four years ago I drove to their house, and there was just the 12"x12" hole in the cement. Not a sign of the once mighty Saigon Moon, and the other half dozen plumerias he had planted in his front yard. No one answered when I rang the door bell. It would have been impossible to remove that large plant intact. I suspect the new home owners destroyed the plumerias and hauled them to the dump.

### Harvesting Large Cuttings

by Bud Guillot, Southern California

Over the years, I have discovered that the best and most symmetrical plumeria branches for quality cuttings are in the very top of the plumeria tree. Additionally, it is desirable to periodically remove some of those large branches from the top center of a tree to let more sunlight into the center. Dr. Richard Criley refers to this as vasing the tree.

When you have 60-year-old trees that are over 20' tall, this vasing and collecting cuttings for friends becomes a problem. When I climb the trees to take cuttings out of the top, Vi gets irritated and threatening with phone in hand, prepared to dial 911. I had to devise a safer system. So, being an old Texas cowboy, I put those boyhood talents to work with a 20' long aluminum pole with a pulley on the end and a lasso rope to snare the branch to be harvested. I then used an extension saw to separate the desired branch from the mother tree. The separated branch is then slowly lowered by rope and the pulley.

Lee Horton and Roland Dubuc came up from Fallbrook this morning, and I documented my system for them. Lee was the helper, and Roland was the cameraman. As you can see in the first picture (since I have been away from Texas and ranching a number of years), I had to use two small pieces of masking tape to hold my lasso open. You Texans should not have a problem with the lasso.



*The lasso on a 10' light aluminum pole. Note pulley at end of retrieving pole.*



*Lee holding the saw, and Bud slowly lowering the harvested branch.*

This technique works much better early in the year, before leaves are large and thick. It is difficult to lasso a branch that is leafed out.



**Brad's Buds and Blooms**  
Your local nursery for  
plumeria, heliconias, adeniums, gingers  
and beautiful and uncommon tropical plants

**605 OLD GENEVA RD  
GENEVA, FL 32732  
USA**

T: (407) 349-9510  
E: bradsbudsnblooms@earthlink.net  
W: www.bradsbudsandblooms.com

Plumeria Musk Rainbow



### Sacred Garden Frangipanis

Australia's best range of Frangipanis  
Specialist breeders, named varieties & rare species

Bare rooted plants carefully packed for  
mail order worldwide

For a full color catalogue send 4 x 50¢ stamps to:  
132 Silver Valley Road MS 415 Mount Garnet QLD 4872  
Int. +61 7 4097 0065 Ph/Fax (07) 4097 0065

Email: prowsesa@cairns.net.au  
Website: www.sacredgardenfrangipanis.com




**OVER  
40 VARIETIES  
OF PLUMERIAS  
AVAILABLE**

P.O. Box 9868, New Iberia, LA 70562-8868  
www.stokestropicals.com  
Phone: 1-800-624-9706 FAX: 1-337-365-6991

### Jim Little Nursery and Farms

*"Leading the way in plumerias  
since 1973"*



**P.O. Box 744  
Haleiwa, Hawaii 96712**

www.FloridaColors.com FloridaColors@att.net



**Plumeria  
Frangipani**



**Florida Colors Nursery**

**23740 SW 147 Avenue Phone (877) 211-0269  
Homestead, FL 33032**

## Southwest Fertilizer

BOB PATTERSON  
5828 Bissonnet  
HOUSTON, TEXAS 77081  
TEL: (713) 666-1744 FAX: (713) 666-8108  
VISIT US ONLINE @ YARDGEEK.COM

**10% DISCOUNT for PSA Members**

### Caldwell Nursery

2436 Band Road, Rosenberg, Texas 77471  
Phone: 281-342-4016 — email: salvia 123@emsn.com  
1 mile west of Ft. Bend County Fairgrounds off Hwy. 36  
(take US 59 South to Exit 36, left on 36 to Band Road)  
website: www.caldwellhort.com

Great Selection of PLUMERIA, DAYLILLIES, ROSES,  
UNIQUE and RARE TROPICALS and OTHER PLANTS  
HOURS: 9:00–5:30 MONDAY through SATURDAY  
CLOSED SUNDAYS EXCEPT SPRING 11:00–4:00

*Your  
Ad  
Here!*



### Plumeria Society Website

Additional information concerning The Plumeria Society of America and culture of plumeria plants may be found on the World Wide Web at the following address:

<http://www.ThePlumeriaSociety.org>

A listing of currently registered cultivars — Research Committee Bulletins — PSA By-Laws  
Plumeria Care Bulletins — Photos from past events — Map links to meeting and sale sites  
Photos of plumeria plants and flowers — past color insert pages in PDF format

### Purpose of The Plumeria Society of America

- (1) Promote interest in and increase knowledge of plumeria hybridization, propagation and culture of plumerias.
- (2) Share this knowledge with hobbyists interested in plumerias.
- (3) Provide a register for recording, identifying and classifying by name new types and varieties of plumerias.
- (4) Encourage and unite plumeria enthusiasts around the globe, throughout America and across the seas.



*Copy this page for all your friends who love plumeria or just want to know more about them.*

### The Plumeria Society of America, Inc.

**P.O. Box 22791**

**Houston, TX 77227-2791, USA**

**Dues are \$25 per year**

### PSA Calendar — 2010

January 12 ..... meeting  
March 9 ..... meeting  
May 11 ..... meeting  
June 12 ..... Show & Sale I (Clear Lake)  
July 13 ..... meeting  
July 31 ..... Show & Sale II (Katy)  
October 12 ..... meeting  
October 16 ..... Fall Social

- All regular meetings are held at the Houston Garden Center in Hermann Park, 1500 Hermann Drive, Houston, TX. Meetings begin at 7:30 p.m., workshops begin at 6:45 p.m.
- Bring your blooms. Bring your friends.
- Bring plants, cuttings, etc. for door prizes!! These can be anything, not just plumerias.
- Visitors are invited and encouraged to attend.

### PSA Officers/Committee Members— 2010

Mark Wright	wright5447@sbcglobal.net
<i>President</i> .....	281-438-3653
Thea Whitenton	theaw@sbcglobal.net
<i>Vice President</i> .....	713-545-1387
Karen Babb	kbabb4@comcast.net
<i>Secretary</i> .....	713-721-4197
David Holloway	david.r.holloway@motivaent.com
<i>Treasurer</i> .....	281-251-1478
Eulas Stafford	estafford01@att.net
<i>Director and Registration</i> .....	713-946-9175
Loretta Osteen	lofresh@aol.com
<i>Director</i> .....	409-935-1436
Tex Norwood	tex@digitaltexas.com
<i>Director and Webmaster</i> .....	409-767-8135
Fred Yoder	yoderma@sbcglobal.net
<i>Membership</i> .....	281-630-7577
Milton Pierson	miltonp@botanictreasures.com
<i>Research</i> .....	713-728-2413
Sharon Wright	wright5447@sbcglobal.net
<i>Social</i> .....	281-438-3653

#### volunteer position available

<i>Publicity</i> .....	
German Collazos	german.collazos@tic.toshiba.com
<i>Plant Sale</i> .....	713-896-5500 x2539
Irene Jones	ijplume@sbcglobal.net
<i>Newsletter</i> .....	760-436-6885

## Plumeria Potpourri



*Tropic World*




*Charlotte Ebert*



*Magnum Opus*



*Coral Cream*



*Kimo*



*Clear Lake Show & Sale, Seabrook, Texas*