



# Plumeria Potpourri

The Plumeria Society of America, Inc.

*Come to the October meeting!*

*Tuesday, October 14, 2014, 7:30 p.m.*

*Metropolitan Multi-Services Center*

*1475 West Gray, Houston, Texas*

*Anyone with an interest in plumeria is invited to attend!*

☞ **Speaker: Tex Norwood, Co-Owner of Florida Colors Nursery** ☞

☞ **Topic: Growing Plumeria from Seed** ☞



*In  
this  
issue ...*

President's Corner	Bob Arend	page 2
Luau Invitation ☞ PSA Website!		page 2
Faces and Flowers	Emerson Willis	pages 3–4
Growing Tips	Bud Guillot	page 5
Plumerias are right at home on Gulf Coast	Kathy Huber	page 6
Remembering Dan Teel ☞ Yard Tours		page 8
In the News		page 9
New PSA Registrations	Paula V. Pugh Schipp	page 12

October 2014

## President's Corner

by **Bob Arend, Texas** (arendbob@gmail.com)

I hope everyone's plumerias are growing well and blooming prolifically. The summer here in Houston area has been hot but with adequate rainfall.

Our speaker for the October 14, 2014 meeting is Tex Norwood who is part owner of Florida Colors. Tex's presentation will be on growing plumerias from seeds. He will discuss techniques he is using on plumeria seeds and other experiments he is using to increase the growth of new seedlings. I hope you will consider joining us.

The PSA has scheduled our annual social gathering, a luau, on October 18, 2014. The luau will be held at Eulas and Lake Stafford's home in Pasadena, Texas. The luau dancers have been booked and the menu set! Come join us for a great party.

The PSA held its second plant sale for 2014 at Fort Bend Fairgrounds on July 26<sup>th</sup>. Kudos to the

22 members selling at the plant sale. This was our most successful Fort Bend plant sale. A special thanks goes out to the select group of members who volunteered their time on Friday with the setup, which helped make the sale a great success. Thank you to Jerry Hurlbert, Eulas Stafford, German Collazos, David Holloway, Jean Beck, Becky Covington, and Mike Kennedy.

I want to thank Bob Patterson who was our July 8<sup>th</sup> speaker. Bob gave us an excellent update on the state of the fertilizer industry. Organic fertilizers are the fastest growing part of the fertilizer business. Insecticides are all systemic now. Bob also gave a complete update on soil amendments.

The PSA Board is working on the 2015 schedule of meetings and speakers. Please let us know who you would like for guest speakers and any information that you would like forthcoming.

### Luau Invitation

Aloha! Don your Hawaiian shirts, outfits, and leis and join us at our annual Fall Social and Luau, Saturday, October 18<sup>th</sup>. Once again, it will be held in the tropical garden of Lake and Eulas Stafford at 2301 Primrose, Pasadena, 77502.

Arrive at 6:00 p.m. to stroll in the gardens and chat. Dinner will be served at 7:00 p.m. The program will be presented by Savea's Pride of the Pacific, like last year.

Please notify me at **936-321-5151** or **arendbob@gmail.com** for reservations. There will also be a sign-up sheet at the next meeting. We'll need to have an accurate count to order food.



### New PSA Website!

The Plumeria Society of America, Inc. is pleased to announce a newly designed website! Our new website is at the same address—**www.theplumeriasociety.org**. However, we believe now it will be easier to navigate and find information about plumeria care, cultivar registration, society news and events, and much more! Since the website is new, please refer back often to check for updates and to see updated added features such as the flower identification database and a members only newsletter archive! See below for the current MEMBERS ONLY login and password information that will be needed to access the website's newsletter archive:

Log in: **psamember**

Password: **Scottpratt93**

Thank you again for your continuing support!



## Alexa



I considered myself a friend of the late Joel Cutler and his widow Sue Hand of Long Beach, California. I visited with him several times during my many visits to that wonderful area of our country. In fact, he gave me a cutting of his award-winning seedling *Alexa*. I was very happy when it bloomed but sad because I could no longer tell him about it.

## Plumeria Don



Don Herron, aka, the Silver Tongue Devil (STD for short) is and has been a plumeria force in Florida and beyond for many years. He was the fantastic webmaster of the Florida Plumeria Society Yahoo! Group until it drove him absolutely crazy. He is recuperating nicely aboard Beyond Plumie Addiction on Facebook. Thank you, Florida Colors, for the use of your photo of *Plumeria Don*.

## *Butterscotch*



It's difficult to imagine a Southern California Plumeria Society without Carl and Joy Herzog. They were and still are working hard promoting our flowering trees.

Nancy and I first met them years ago when Henry "Apples" Dupree guided us up, up, and then up a little more to their home in Lakeside, California.

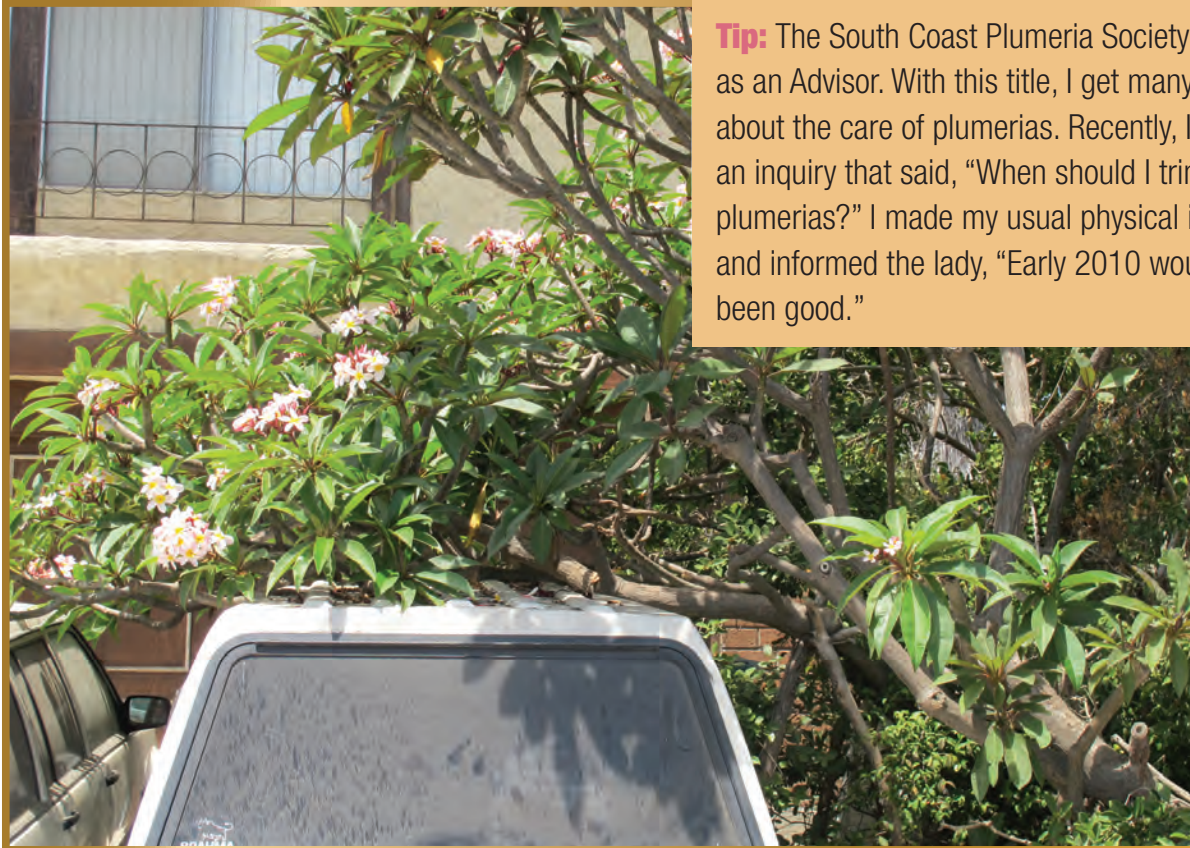
I could be mistaken but I think *Butterscotch* was the first of several plumerias registered by this wonderful couple.

## *Nancy Ames Rainbow*



Nancy Ames, the beautiful blond folk singer, song writer, and television actress still found the time to co-create The Plumeria Society of America, Inc. She is the owner, creative director, and president of Nancy Ames Productions, Inc. Thank you, Jean Thielman, for the use of your photo of *Nancy Ames Rainbow*.

If you have any information that would help me with this series, please email me at [theplumeriaman@aol.com](mailto:theplumeriaman@aol.com)



**Tip:** The South Coast Plumeria Society lists me as an Advisor. With this title, I get many inquiries about the care of plumerias. Recently, I received an inquiry that said, “When should I trim my plumerias?” I made my usual physical inspection and informed the lady, “Early 2010 would have been good.”

**Tip:** If you live in a windy area and your trees are substantial, remove the lower, older leaves on each branch, leaving only three leaves per branch. This removing of weight lessens the likelihood of a branch breaking off. This removal also lets more sunshine into the interior of the tree, creating an influx of new blossoms and less places for insects to flourish.



**Tip:** This photo of the canopy of *Guillot's Sunset* was taken from the second story of my house. The tree is approximately 60 years old. During the summertime when it's hot, the pith expands and puts pressure on the wood. When I hear a sound like a rifle going off followed by a heavy thud, I know a large branch has fallen to the ground. Aside from bracing branches, there's not much else you can do to prevent this.

# Plumerias are right at home on Gulf Coast

by Kathy Huber, *Houston Chronicle*

***Houston Chronicle* article (May 28, 2014)  
reprinted with permission**

Website: <http://www.houstonchronicle.com/life/gardening/article/Plumerias-are-right-at-home-on-Gulf-Coast-5510540.php#/>

Loretta Osteen fell for plumerias on a family vacation to Hawaii 14 years ago. The luminous five-petaled flowers used in leis often snare tourists by their intoxicating fragrances, whether a gardenia-like sweetness, hint of rose, pleasant peach, citrus, or grape.

But an intrigued Osteen returned home with more than a sweet memory. “I wanted to learn about these things,” says the Galveston County Master Gardener. She joined The Plumeria Society of America, an organization founded in Houston. And she began filling her garden and the empty lot she owned next door with the curious plants with rubbery gray trunks and branches that form a candelabra-like silhouette. Spring to fall, they’re capped with whorls of large, veined leaves and waxy clusters of pinwheel- or star-shaped blooms in a rainbow of colors. More than 200 plumerias, or frangipanis, now surround her Tiki Island home.

“I probably made every mistake you can make, but they’re very forgiving, tough plants,” she says of her early plumeria days. “It was just trial and error, but I had a passion for them. They’re perfect in the Gulf Coast region; except in a freeze they do need protection.” That’s not too difficult to provide as plumerias have an uncanny knack of overwintering in a garage or attic without water or food.

But the salty flood waters and devastating winds of Hurricane Ike were another matter. The storm that damaged the downstairs of Osteen’s home took the majority of her colorful tropicals six years ago. Yet she replanted her plumeria garden with seeds and the help of friends.

“I’m blessed,” she says. “I hadn’t realized how many plants I’d given away over the years, and gardeners reciprocated.” Plumerias, she says, are the perfect pass-along plants.

“Even though humans depend on plants that produce fruits and vegetables, there is something about fragrance and beauty that feeds the soul,” she says.

Osteen, a retired dental hygienist and part-timer at Maas Nursery in Seabrook, will share what she’s learned when she presents “The Fabulous Fragrant Frangipani (Plumeria),” at 6:30 p.m. Tuesday at the Galveston County Texas AgriLife extension in LaMarque. And she suggests stopping by upcoming society shows and sales for advice and plants for the home garden.

## Plumeria Basics

Since it’s all about the flowers, she offers the following basics for best blooms.

1. Heat- and drought-tolerant plumerias like sun. The more the better, with a minimum of six hours, Osteen says. While a plumeria must mature enough to produce blooming hormones in the stem tips, inadequate sun can mean poor flowering. If your three-year-old plant hasn’t flowered since you got it, give it more sun.
2. Give rooted cuttings (minus the hormone) a couple of years to bloom, and wait patiently three to five years for seedlings to flower.
3. Plumerias aren’t that picky about soil as long as it drains well. Most of Osteen’s plumerias grow in containers and some in raised beds that ensure good drainage. Many gardeners amend with compost to boost nutrients.
4. Water—let the soil drain and dry, then water again. As summer boils on, and plumerias have kicked in, water potted plants twice a week, those in the ground once a week, Osteen says. Water if leaves are wilting when the soil’s too dry.



**5.** Fertilizer encourages good blooms. “When I first see leaves, I hit mine with water-soluble Medina Hasta Gro Plant,” Osteen says. “I dilute it because I use it more frequently on potted plants, once every week or every two weeks, especially if it’s a younger plant. Use a fertilizer with a higher middle number, such as a 6-12-6, since phosphorus encourages blooms.” After a couple of months, fertilize every two to three weeks, and continue through September, she suggests. Fertilize plants in the ground or larger containers once a month with a slow-release granular, such as 5-30-5 NutriStar Plumeria Food.

**6.** Pruning is not a necessity, so if you want a 10-foot-plus tree, skip the clippers. Osteen grows some dwarf plumerias, but otherwise likes a maximum height of about six feet because flowers are more enjoyable near eye level. Smaller plants also are easier to store when it’s cold. To reduce plant size, cut where you want new branching, then root the portion you remove, she says. When pruning a large plant in fall for winter storage, simply save the cuttings and root in spring.

**7.** The ideal time to prune to propagate is March-May when plants are revving up after dormancy. Let cuttings dry and callous at least three days before you start the rooting process. Osteen’s example: Remove any leaves from a 24-inch cutting, then place in a one-gallon container with four inches of soil. Rooting hormone is optional.

Water, place in a warm area where there’s bottom heat, such as a concrete patio. Don’t water for six to eight weeks; a rootless cutting can rot. When you notice new leaves, begin weekly watering. Osteen also roots cuttings in about half the time in Ziploc® bags. She removes the bag zipper, adds soil, inserts the cutting and ties the bag around the cutting. “You can see the roots develop and this eliminates guess work,” she says.

**8.** Plumerias may be forgiving of most mistakes, but the plants’ milky sap will expand, freeze, burst, and kill cells in a freeze. They might take a quick dip to 32 degrees, Osteen says, but extended exposure means trouble. Be prepared to move containers to a protected area where plumerias will show off their uncanny knack to wait out winter without water or food. “But if you realize during the 10 o’clock news it’s going to be colder than you thought, and you don’t have time to bring a plant in, go to Plan B—go outside and take a cutting,” she recommends. “You can start a new tree from this cutting.”

### History of Plumerias

Plumerias are native to the Yucatán area of Mexico, Central America, and the Caribbean islands. They were introduced to Hawaii in 1860, where the pinwheel- or star-shaped flowers grow on 20- to 30-foot trees.


The tropical’s genus is named for French botanist Charles Plumier. Common names include frangipani, temple tree, pagoda tree, cemetery tree, dead man’s fingers, and flora de Mayo or May flower. Plumeria is related to allamanda, carissa, desert rose, mandevilla, oleander, periwinkle, and star jasmine.

The plumeria is a symbol of immortality to some because of its cycle of dormancy and revival. The tree is found in temple gardens and cemeteries in Mexico, Central America, the Western Caribbean, India, and Hawaii, where the fragrant blooms are worn in leis.

# Remembering Dan Teel

by Mark Wright, Texas

Dan Teel, past Membership Chairman of the PSA, has passed away. Dan was a constant volunteer. Every year he helped setup the PSA booth at the Home Show as well as doing setup for both PSA sales, and helped with the luau. Dan also was instrumental in helping Eulas Stafford give plumeria programs at local garden clubs. Dan did all of his work with little fanfare and lots of dedication. His selfless volunteer work will be sorely missed. Our thoughts and prayers are with Dan's family at this difficult time. He was a tremendous help to me when I needed it most.



## Yard Tours



Mike Janson demonstrated his grafting technique at his yard tour



George Hadjigeorge, Mark Terrill, and Milton Pierson at Mike Janson's yard tour



Fun plumeria folks at Vicki Henson's yard tour




## In the News

In July, Tex and Kay Norwood from Florida Colors visited with Bud Guillot in Huntington Beach, California and presented him with a cutting of a newly-named plumeria in his honor—*Sergeant Guillot*.



John Brownlee (center) visited with Emerson and Nancy Willis in Texas.



Richard Eggenberger, past President of the PSA, spoke at the Southern California Plumeria Society (San Diego) in August.



German Collazos, Plant Sales Coordinator, continued his winning streak of overseeing plumeria sales for the PSA.



Tex Norwood, past Board Member of the PSA, spoke at the Southern California Plumeria Society (San Diego) in July (with Kim Schultz, president of SCPS).



**Brad's Buds and Blooms**  
 Your local nursery for  
 plumeria, heliconias, adeniums, gingers  
 and beautiful and uncommon tropical plants

**605 OLD GENEVA RD  
 GENEVA, FL 32732  
 USA**

T: (407) 349-9510  
 E: bradsbudsandblooms@earthlink.net  
 W: www.bradsbudsandblooms.com

Plumeria Musk Rainbow



**Sacred Garden  
 Frangipanis**

Australia's best range of Frangipanis  
 Specialist breeders, named varieties & rare species

Bare rooted plants carefully packed for  
 mail order worldwide

For a full color catalogue send 4 x 50¢ stamps to:  
 132 Silver Valley Road MS 415 Mount Garnet QLD 4872  
 Int. +61 7 4097 0065 Ph/Fax (07) 4097 0065

Email: prowsesa@cairns.net.au  
 Website: www.sacredgardenfrangipanis.com



**OVER  
 40 VARIETIES  
 OF PLUMERIAS  
 AVAILABLE**

**Stokes  
 TROPICALS**

P.O. Box 9868, New Iberia, LA 70562-8868  
 www.stokestropicals.com  
 Phone: 1-800-624-9706 FAX: 1-337-365-6991

**Jim Little Nursery and Farms**  
 Haleiwa, Hawaii



*Leading the way in plumerias  
 since 1973*

follow Jim Little on ...



Instagram



facebook

Contact: jimlittleplumeriahawaii@gmail.com  
 Ebay: jimlittleplumeriahawaii

**Caldwell Nursery**  
 2436 Band Road, Rosenberg, Texas 77471  
 Phone: 281-342-4016 — email: salvia 123@msn.com  
 1 mile west of Ft. Bend County Fairgrounds off Hwy. 36  
 (take US 59 South to Exit 36, left on 36 to Band Road)  
 website: www.caldwellhort.com

Great Selection of PLUMERIA, DAYLILLIES, ROSES,  
 UNIQUE and RARE TROPICALS and OTHER PLANTS  
 HOURS: 9:00–5:30 MONDAY through SATURDAY  
 CLOSED SUNDAYS EXCEPT SPRING 11:00–4:00

**Southwest Fertilizer**

BOB PATTERSON  
 5828 Bissonnet  
 HOUSTON, TEXAS 77081  
 TEL: (713) 666-1744 FAX: (713) 666-8108  
 VISIT US ONLINE @ YARDGEEK.COM

**10% DISCOUNT for PSA Members**

**Florida Colors  
 Plumeria**



**305-258-1086**  
 www.FloridaColors.com



*Raspberry Sundae*

## The Plumeria Society of America Website

Additional information concerning The Plumeria Society of America and the culture of plumeria plants may be found on the World Wide Web at the following address:

<http://www.theplumeriasociety.org>

Registration How-To — Calendar of Events — FAQ on plumeria care — Currently registered cultivars  
Plumeria Care Bulletins — Research Committee Bulletins — PSA By-Laws  
Photos from past events — Photos of plumeria plants and flowers  
Map links to meeting and sale sites — Members only newsletter archive

Twitter feed: [@plumeriasociety](#)



### Purpose of The Plumeria Society of America

- (1) Promote interest in and increase knowledge of plumeria hybridization, propagation and culture of plumerias.
- (2) Share this knowledge with hobbyists interested in plumerias.
- (3) Provide a register for recording, identifying and classifying by name new types and varieties of plumerias.
- (4) Encourage and unite plumeria enthusiasts around the globe, throughout America and across the seas.

The Plumeria Society of America, Inc.

P.O. Box 22791

Houston, TX 77227-2791, USA

Dues are \$25 per year

### PSA Officers/Committee Members—2014

Bob Arend <i>President</i>	arendbob@gmail.com 936-321-5151
Jerry Hurlbert <i>Vice President</i>	newflora@swbell.net
David Holloway <i>Secretary</i>	d-holloway@sbcglobal.net 281-251-1478
Virginia McClosky <i>Treasurer</i>	v.mcclosky@yahoo.com 713-449-6424
Eulas Stafford <i>Registration</i>	estafford01@att.net 713-946-9175
Karen Babb <i>Director</i>	kbabb4@comcast.net 713-721-4197
Milton Pierson <i>Webmaster</i>	miltonp@mac.com 713-728-2413
Loretta O'Steen <i>Director</i>	LoFresh@aol.com 409-939-4765
Vicki Jenkins <i>Director</i>	LovePlumeria@aol.com
Liz Dethloff <i>Membership</i>	edethloff7@gmail.com 713-459-9462
George Hadjigeorge <i>Research</i>	ghadjigeorge@comcast.net 281-265-5945
Diego and Vicky Tristan <i>Social</i>	vtristan60@sbcglobal.net 713-433-0310
Trish Weeks <i>Publicity</i>	marinertw@comcast.net
German Collazos <i>Plant Sales</i>	german.collazos@tic.toshiba.com 713-896-5500 x2539
Irene Jones <i>Newsletter</i>	ijplume@sbcglobal.net 760-436-6885

### PSA Calendar — 2014

January 14 ..... meeting  
March 11 ..... meeting  
May 13 ..... meeting  
June 14 ..... Show & Sale I (Seabrook/Clear Lake)  
July 8 ..... meeting  
July 26 .. Show & Sale II (Fort Bend County Fairgrounds)  
October 14 ..... meeting  
October 18 ..... Fall Social and Luau

- Currently, meetings are held at the Metropolitan Multi-Services Center, 1475 West Gray, Houston, TX 77019. Meetings begin at 7:30 p.m.; workshops begin at 6:45 p.m.
- Bring your blooms. Bring your friends.
- Bring plants, cuttings, etc. for door prizes! These can be anything, not just plumerias.
- Non-members are always welcome! Please come 30–45 minutes early for snacks and to chat with PSA members! We have a raffle, guest speakers, and more. Please join us for the evening to learn more about plumeria care and collecting.

# New PSA Registrations



***Coralcoast Asger's Tribute***  
registered by Paula V. Pugh Schipp



***Coralcoast Paula's Pride***  
registered by Paula V. Pugh Schipp



***Coralcoast Cara***  
registered by Paula V. Pugh Schipp



***Coralcoast McLeod's Daughter***  
registered by Paula V. Pugh Schipp



Mike Janson's yard